













**Level 5: Final Individual Positions**

No	Name	Team							PPP	TOTAL	POS
309	Jacob Edwards	Wales	9.150	8.850	8.700	9.800	9.200	9.400	8.800	<b>63.900</b>	1
325	Harry Hepworth	Yorkshire	8.250	8.900	8.600	9.750	9.600	9.600	8.700	<b>63.400</b>	2
329	Harrison Hoad	London	9.450	9.450	8.100	9.650	8.700	8.500	9.350	<b>63.200</b>	3
328	Christopher O'Shea	London	8.650	9.400	8.300	9.450	9.100	8.850	8.750	62.500	4
318	Brad Lewis	South West	8.900	8.900	7.600	9.550	9.100	8.550	9.250	61.850	5
320	Leo Kirby	South West	9.000	8.950	8.150	9.850	8.900	7.950	8.850	61.650	6
312	Benjamin Dowds	South	9.050	8.800	8.900	9.250	8.800	7.800	8.800	61.400	7
319	Conner Blake	South West	9.100	8.850	8.100	9.750	8.650	7.800	9.100	61.350	8
306	Lewis Lakin	North West	8.850	9.100	7.600	9.300	8.800	7.950	8.100	59.700	9
302	Angus Baxter	Scotland	7.850	8.700	8.200	9.200	7.500	8.400	9.400	59.250	10
323	Dovydas Kuciauskas	East Midlands	8.100	9.150	7.150	9.250	8.200	8.050	8.650	58.550	11
327	Avishai Wynne	London	8.550	8.700	7.400	9.350	7.100	8.700	8.200	58.000	12
321	Luke Baxter	South West	8.200	8.800	6.800	9.250	7.900	7.950	7.800	56.700	13
330	Henry Clark	South East	9.000	7.000	7.500	9.250	7.650	6.950	8.700	56.050	14
308	Mustapha James	North West	7.900	8.100	7.900	8.850	7.250	7.950	8.050	56.000	15
311	Archie Knowles	South	8.350	8.200	8.000	9.650	7.700	5.200	8.850	55.950	16
307	Lewis Unsworth	North West	9.500	7.100	7.100	9.600	8.200	5.950	8.300	55.750	17
314	Daniel Lisney	East	7.600	9.150	5.600	9.500	8.500	8.900	6.400	55.650	18
305	Ben Barclay	North West	8.100	7.750	7.450	9.050	8.100	7.300	7.550	55.300	19
303	Cameron Lynn	Scotland	7.800	8.250	6.850	9.400	8.100	8.950	5.700	55.050	20
310	Alex Arnold	South	7.400	8.150	7.900	9.150	8.400	7.150	6.500	54.650	21
304	Liam Watson	Scotland	7.600	8.550	7.450	9.500	8.000	6.750	6.700	54.550	22
313	Nicholas Rodrigues	South	8.300	9.300	8.350	9.000	5.300	6.900	6.900	54.050	23
324	James Walker	East Midlands	8.050	7.900	7.300	9.700	8.200	6.300	6.550	54.000	24
301	Alasdair Peacock	Scotland	7.800	8.100	7.350	9.350	3.700	8.000	6.700	51.000	25
316	Harvey Barlow	East	5.800	8.300	5.500	9.350	6.900	6.500	5.500	47.850	26
326	Owen Steele	Yorkshire	7.900	7.850	4.850	9.250	3.000	6.850	7.200	46.900	27
315	David Brouat	East	7.150	7.750	6.700	9.100	3.000	3.600	6.300	43.600	28
331	Ciaran Thompson	South East	5.650	6.900	6.450	9.200	4.100	4.400	5.350	42.050	29
322	Ben Smith	East Midlands	7.100	6.200	3.750	9.350	2.500	6.200	6.450	41.550	30
317	Joseph Pearce	East	5.700	6.050	4.200	9.400	4.800	3.600	4.400	38.150	31

**Level 5: Final Team Scores**

POS	Team							PPP	TOTAL
1	South West	27.000	26.700	23.850	29.150	26.650	24.450	27.200	185.000
2	London	26.650	27.550	23.800	28.450	24.900	26.050	26.300	183.700
3	South	25.700	26.300	25.250	28.050	24.900	21.850	24.550	176.600
4	North West	26.450	24.950	22.950	27.950	25.100	23.200	24.450	175.050
5	Scotland	23.450	25.500	23.000	28.250	23.600	25.350	22.800	171.950
6	East Midlands	23.250	23.250	18.200	28.300	18.900	20.550	21.650	154.100
7	East	20.550	25.200	17.800	28.250	20.200	19.000	18.200	149.200